

PERSONAL GUEST REGISTRATION IN 2025



Discontinuation of Transferable Guest Cards

Effective **January 1, 2025**, the use of **transferable guest cards** will be phased out as part of the implementation of the updated **Amenity Access Rule**, adopted on **Oct. 10, 2024**.

Tahoe Donner's goal is to prioritize the personal use of amenities by members and their families while ensuring the quality of the experience. We appreciate your understanding as we work to enhance the experience for all members and personal guests.

Changes:

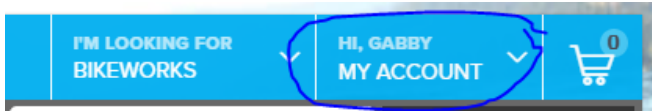
- **Guest Cards:** The new Amenity Access Rule will phase out the use of transferrable guest cards effective Jan. 1, 2025, with a grace period ending Jan. 31, 2025
- **Accompanied Guests:** Do not need to be pre-registered online if accompanied by a member with a valid Member ID Card.
- **Registration Requirement:** Members with a valid Member ID Card must register unaccompanied personal guests via their ShopTD account ahead of their visit (see below for step-by-step instructions). All unaccompanied guests ages 3+ must be registered in ShopTD.
- **Daily Access Fee:** Personal guests must pay the Daily Access Fee for private amenity access. Daily Access Fee: 2 and under: Free, 3-6 years old: \$5, 7+ years old: \$15
- **Unaccompanied Personal Guests:** Unaccompanied personal guests wishing to access private or public amenities and receive guest discounts when applicable at Tahoe Donner amenities are required to meet the following conditions:
 - **Guest Registration:** The personal guest must be pre-registered through shop.tahoedonner.com by a member with a valid Member ID Card.
 - **Identification:** Upon check-in, personal guests must provide the name of the member with whom they are registered and present a valid photo ID.
 - **Discount Eligibility:** Unaccompanied guests may receive guest discounts for public amenities, provided the above conditions are met.

PERSONAL GUEST REGISTRATION IN 2025



How to Register Your Guest:

1. Members with a valid Member ID Card must log in to their ShopTD account.
 - a. For help setting up your ShopTD account please contact Member Services info@tahoedonner.com or by calling (530) 587-9400 ext. 0
 - b. Go to shop.tahoedonner.com
 - c. Enter your email and password to gain access to your account.
2. Once logged in, hover over “My Account” and select the “My Account” button that appears.



3. Once in your account, scroll to the bottom of the screen to find “My Group.” Here, you can see all current members with valid Member ID Cards and all Personal Guests (non-members).

none@none.com

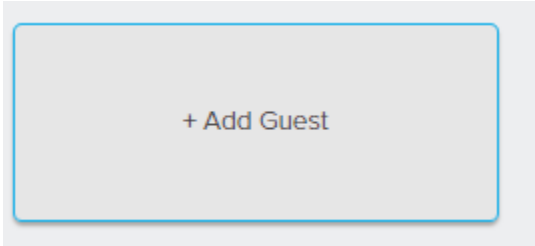
MY GROUP

<p>GM Gabby Michel MEMBER BIRTHDATE 10/30/1976</p>	<p>CS Chanel Smith MEMBER BIRTHDATE 11/23/1999</p>
<p>BS Bently Smith NON-MEMBER BIRTHDATE 11/11/2011</p>	<p>JS Jack Smith MEMBER BIRTHDATE 01/01/2019</p>

PERSONAL GUEST REGISTRATION IN 2025



4. Find the “+ Add Guest” prompt toward the bottom of your group and click on it:



5. Enter the name of your personal guest and their date of birth.

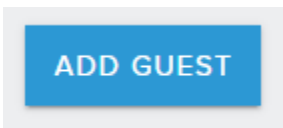
First Name *

Last Name *

MONTH DAY YEAR

mm * dd * yyyy *

6. Click “Add Guest” to add to the account.



7. This will take you to the previous screen, where you can continue to add additional personal guests by following steps 4-6, or if done, click “Save Changes” to complete the registration. When finished, click on “Save Changes.”

